






Chromebook Shortcuts

KEY COMBINATIONS	ACTION
CTRL + SHIFT L	LOCK YOUR CHROMEBOOK'S SCREEN
CTRL + SHIFT Q	LOG OUT OF YOUR CHROMEBOOK. PRESS THE KEY COMBINATION TWICE TO QUIT
ALT	ACTIVATE APPLICATION'S MENU BAR
ALT + E	OPEN THE BROWSER MENU. THIS ONLY WORKS IF A BROWSER WINDOW IS OPNE AND FOCUSED
ALT + F	OPEN FILE MENU
ALT + E	OPEN EDIT MENU
ALT+ V	OPEN VIEW MENU
ALT 1-8	LAUNCH APPLICATIONS LOCATED ON CHROME'S OPERATING SYSTEM'S "SHELF", OR TASKBAR. FOR EXAMPLE, ALT 1 WILL LAUNCH THE FIRST APPLICATION SHORTCUT FROM THE LEFT
ALT + [DOCK A WINDOW TO THE LEFT SIDE OF YOUR SCREEN
ALT +]	DOCK A WINDOW TO THE RIGHT SIDE OF YOUR SCREEN
CTRL + SWITCHER KEY 	TAKES A SCREENSHOT AND SAVE IT TO YOUR DOWNLOADS FOLDER
CTRL + SHIFT + SWITCHER	TAKE A SCREENSHOT OF PART OF THE SCREEN. USE THE CURSOR TO SELECT THE PART OF THE SCREEN YOU WANT TO SAVE
ALT + SEARCH 	TOGGLE CAPS LOCK
SHIFT + ESC	LAUNCH THE TASK MANAGER
CTRL + SHIFT and +	INCREASE SCREEN SCALE, MAKING ITEMS APPEAR LARGER ON YOUR SCREEN
CTRL + SHIFT and -	DECREASE SCREEN SCALE, MAKING ITEMS APPEAR SMALLER ON YOUR SCREEN
CTRL + SHIFT and)	RESET SCREEN SCALE TO THE DEFAULT
CTRL + SHIFT + REFRESH 	ROTATE YOUR SCREEN 90 DEGREES
CTRL + IMMERSIVE MODE	CONFIGURE DISPLAY SETTINGS WHEN AN EXTERNAL MONITOR IS CONNECTED



Chromebook Shortcuts

	
KEY COMBINATIONS	ACTION
CTRL + 1	ACTIVIATES THE FIRST TAB IN THE CURRENT WINDOW
CTRL + 2	ACTIVIATES THE SECOND TAB
CTRL + T	OPEN A NEW TAB
CTRL + W	CLOSE THE CURRENT TAB
CTRL + L	FOCUS THE LOCATION BAR SO YOU CAN IMMEDIATELY START TYPING A NEW SERACH OR WEBSITE ADDRESS
CTRL + BACKSPACE	DELETE THE PREVIOUS WORD
CTRL + Z	UNDO
CTRL + X	CUT
CTRL + C	COPY
CTRL + V	PASTE
CTRL + B	BOLD
CTRL + I	ITALIC
CTRL + U	UNDERLINE
CTRL + F	FIND NEXT
CTRL + O	OPEN
CTRL + S	SAVE
CTRL + N	NEW DOCUMENT
CTRL + P	PRINT
CTRL+ ALT and ?	OPEN A KEYBOARD SHORTCUT CHEAT SHEET
CTRL + LEFT AROW	MOVE CURSOR TO THE BEGINNING OF THE PREVIOUS WORD
CTRL + RIGHT ARROW	MOVE CURSOR TO THE BEGINNING OF THE NEXT WORD
CTRL + BACKSPACE	DELETE PREVIOUS WORD
CTRL + UP ARROW	MOVE CURSOR TO BEGINNING OF THE PARAGRAPH
CTRL + DOWN ARROW	MOVE CURSOR TO THE END OF THE PARAGRAPH
SHIFT + LEFT OR RIGHT ARROW	SELECT CHARACTERS ONE AT A TIME
SHIFT + UP OR DOWN ARROW	SELECT LINES ONE AT A TIME
SHIFT + CTRL + LEFT OR RIGHT ARROW	SELECT WORDS AT ONE TIME; KEEP PRESSING THE ARROW KEYS TO SELECT ADDITIONAL WORDS
SHIFT + CTRL + UP OR DOWN ARROW	SELECT PARAGRAPHS
CTRL A	SELECT ALL TEXT