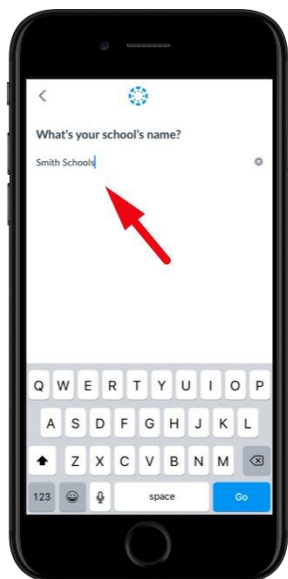




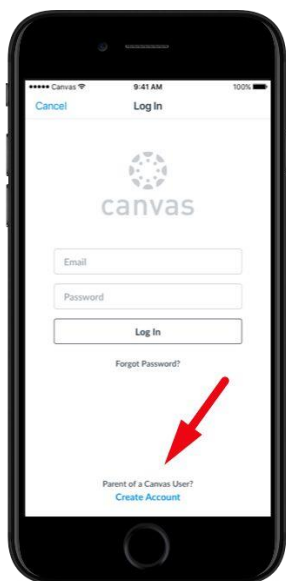
# How to connect with your student using the Canvas Parent mobile app.

Note: If you are a DCSD employee and parent, go to the website first to create your account using a **personal email address** to create your parent account. Next log in the parent account, click on your account profile and scan the **QR code for Mobile Login** to connect to your child's account. <https://dekalb.instructure.com/login/canvas>

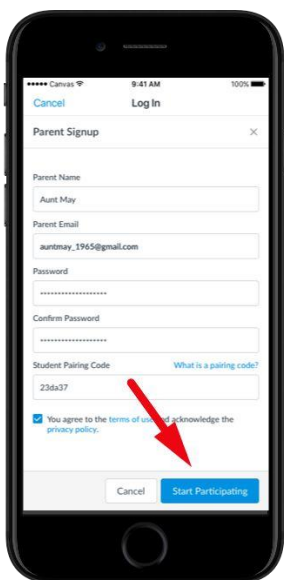
**1** Download the Canvas Parent app from the App Store or Google Play.



**2** Open the Canvas Parent app, tap the **Find my School** button, enter **DeKalb County School District, GA**, and proceed.



**3** Tap Create Account link at the bottom of the login page.



**4** Fill out the signup form, including the pairing code that was shared with you, and tap Start Participating. The pairing code can be received from your child's teacher.

**5** You're now connected!